



# Insert Your Poster Title Here

Names of Researchers

Name of Institution can be placed here



## Background

Insert your text here. Remember, you can adjust the font size to fit your text. Insert your text here. You can place your organizations logos on either side of the title of the poster. Insert your text here. You can place your organizations logos on either side of the title of the poster. Insert your text here. Remember to size your font to fit your information into the space. The larger your font, the easier it will be for others to read your poster. Insert your text here. Remember to size your font to fit your information into the space. The larger your font, the easier it will be for others to read your poster. Insert your text here. You can place your organizations logos on either side of the title of the poster.

## Objectives

- Insert your text here. Remember, you can adjust the font size to fit your text. Insert your text here.
- You can place your organizations logos on either side of the title of the poster. Insert your text here. You can place your organizations logos on either side of the title of the poster.
- Insert your text here. Remember to size your font to fit your information into the space. The larger your font, the easier it will be for others to read your poster. Insert your text here.
- Remember to size your font to fit your information into the space.
- The larger your font, the easier it

## Methods

Insert your text here. Remember, you can adjust the font size to fit your text. Insert your text here. You can place your organizations logos on either side of the title of the poster. Insert your text here. You can place your organizations logos on either side of the title of the poster. Insert your text here. Remember to size your font to fit your information into the space.

## Measures

Insert your text here. Remember, you can adjust the font size to fit your text. Insert your text here. You can place your organizations logos on either side of the title of the poster. Insert your text here. You can place your organizations logos on either side of the title of the poster. Insert your text here. Remember to size your font to fit your information into the space. The larger your font, the easier it will be for others to read your poster. Insert your text here. Remember to size your font to fit your information into the space. The larger your font, the easier it will be for others to read your poster.

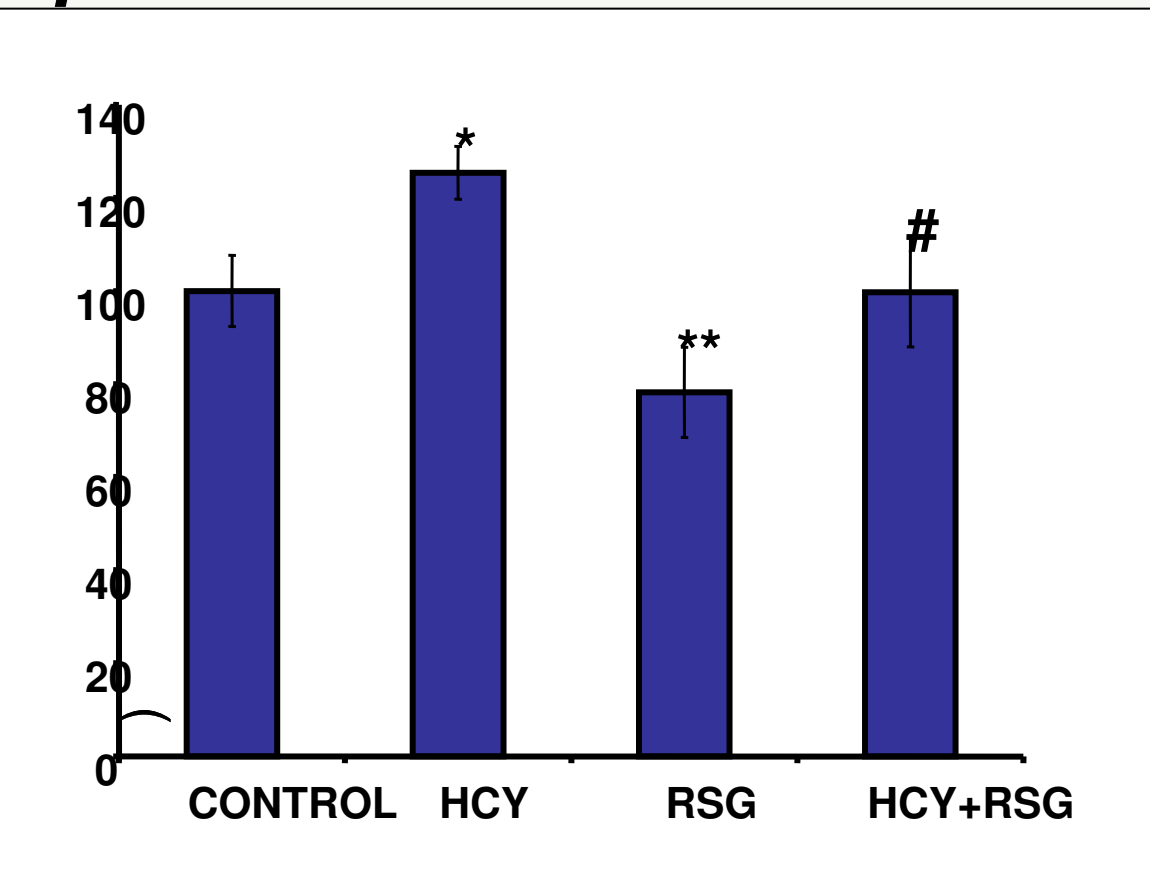


Figure 1. Name of chart

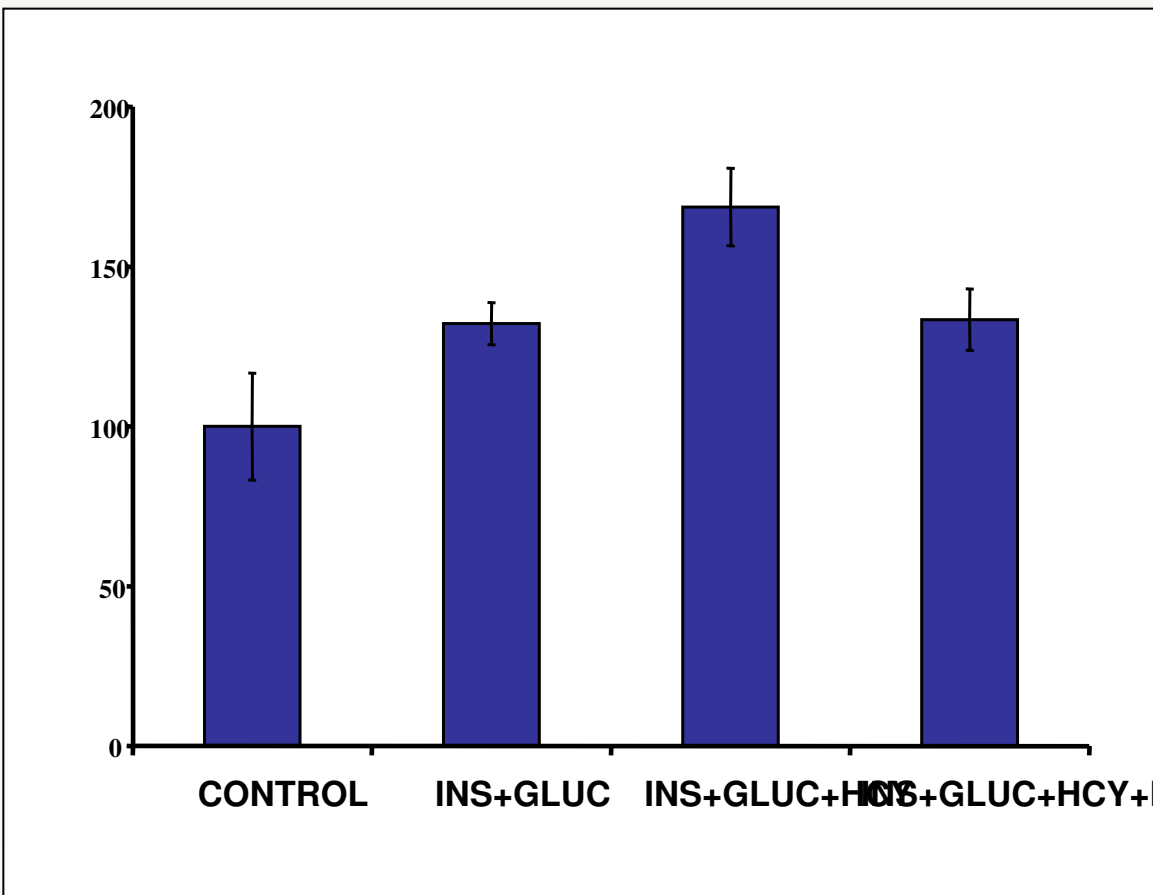


Figure 2. Name of Chart

The larger your font, the easier it will be for others to read your poster. Insert your text here. Remember to size your font to fit your information into the space. The larger your font, the easier it will be for others to read your poster.

## Results

Put your information here. Remember to size your font accordingly.

Table 1. magna non (n=17)

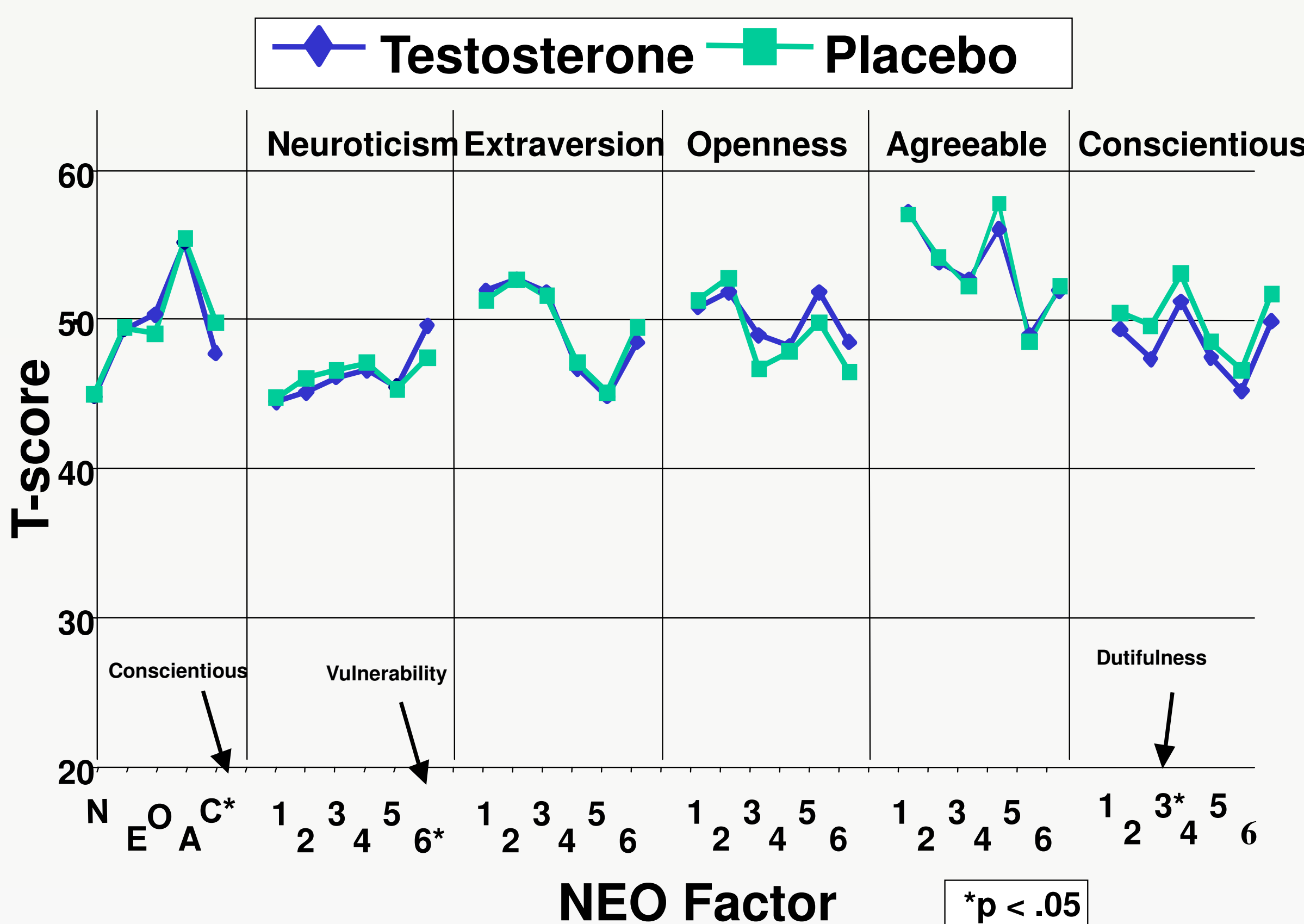
Characteristic	
Age (years)	60.9 ± 9.2
Parity*	3
Menopausal	17 (100)
Hormone therapy	9 (52.9)
Previous posterior repair	7 (41.2)
Defecatory symptoms	9 (52.9)
Bulge symptoms	15 (88.2)
POP-Q stage of posterior wall prolapse*	2
Point Ap on POP-Q*	+1.0
Concurrent urogynecologic procedures	9 (52.9)
Site-specific defect	5 (29.4)

Data are presented as mean ± standard deviation or n (%)  
\*Data presented as median

Insert your text here. Remember, you can change template colors to suit your own taste or institution colors. The graphic can be replaced with several smaller graphics.

## Discussion

Title of the chart goes here



## Conclusion

Insert your text here. Remember, you can adjust the font size to fit your text. Insert your text here. You can place your organizations logos on either side of the title of the poster. Insert your text here. You can place your organizations logos on either side of the title of the poster. Insert your text here. Remember to size your font to fit your information into the space. The larger your font, the easier it will be for others to read your poster. Insert your text here. Remember to size your font to fit your information into the space. The larger your font, the easier it will be for others to read your poster. Insert your text here. You can place your organizations logos on either side of the title of the poster. Insert your text here. You can place your organizations logos on either side of the title of the poster. Insert your text here. Remember to size your font to fit your information into the space. The larger your font, the easier it will be for others to read your poster. Insert your text here. You can place your organizations logos on either side of the title of the poster.

## References

1. You can place your organizations logos on either side of the title of the poster. Insert your text here.
2. Insert your text here. Remember to size your font to fit your information into the space.

Funding Source:  
First Person  
Second Contributor